

## GPI65R30T4

### N-channel 650V 60A GaN Power HEMT in TO247-4 Package

Preliminary Datasheet version: 1.0

### Features

$BV_{dss}$	$R_{dson}$	$I_{ds}$	$V_{GS}$	$V_{GS(TH)}$
650V	30m $\Omega$	60A	-3V to 6V	1.2 V

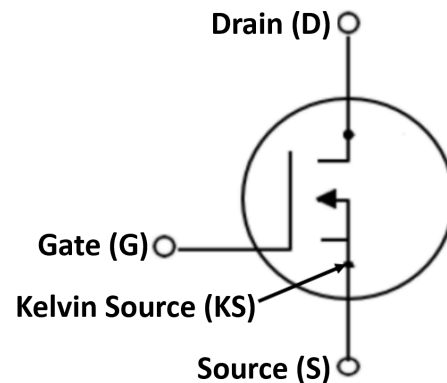

- Ultra-low  $R_{dson}$
- High  $dv/dt$  capability
- Extremely low input capacitance
- Zero  $Q_{rr}$
- Outstanding switching performance
- Low Profile

### Applications

- Switching Power Applications
- Server and Telecom Power Application
- EV OBC and DC-DC Converters UPS, Inverters, PV

### Description

These devices are N-channel 650V Power GaN HEMTs based on proprietary E-mode GaN on silicon technology. The resulting product has extremely low on-state resistance, very low input capacitance and zero reverse recovery charge, making it especially suitable for applications which require superior power density, ultra-high switching frequency and outstanding efficiency.



## Device Characteristics

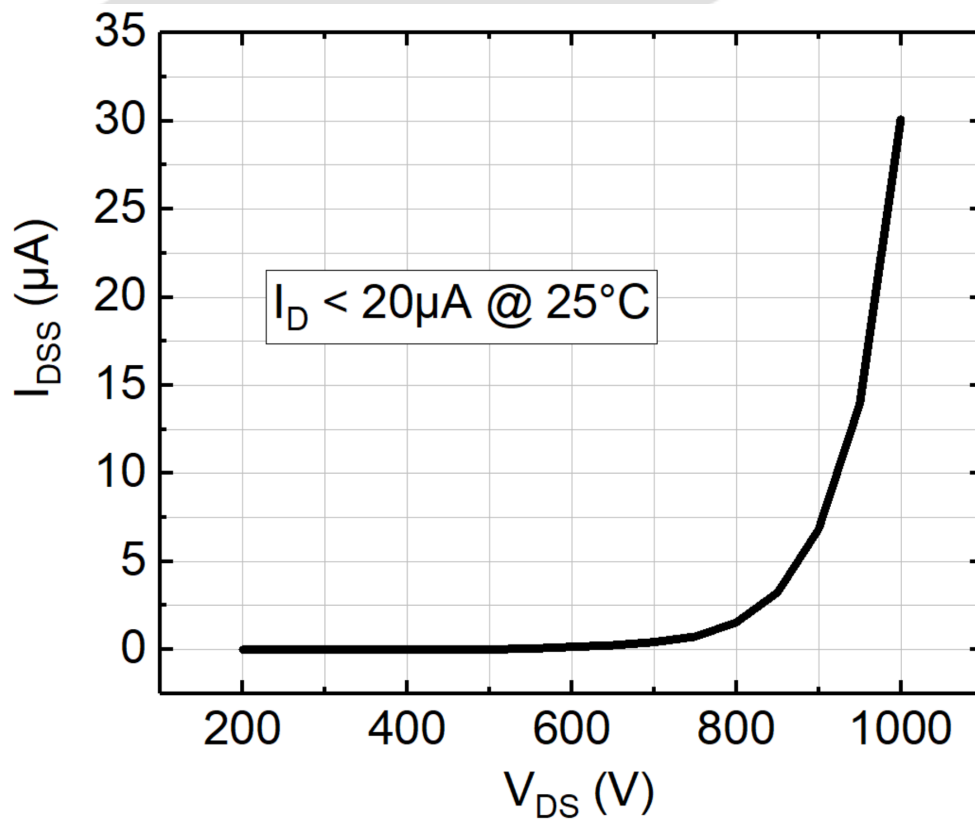
Basic Parameters				Test data			
	Parameters		Conditions	Min	Typical	Max	Unit
1	$V_{GS(TH)}$	Zero gate voltage drain current, $T_c = 25^\circ\text{C}$	$V_{DS} = V_{GS}$ $I_D = 3\text{mA}$	1.0	1.2	1.3	V
2	$BV_{DSS}$	Drain-Source breakdown voltage	$V_{GS} = 0\text{V}$ $I_D < 20\mu\text{A}$		650	1000	V
3	$I_{DSS}$	Zero gate voltage drain current, $T_c = 25^\circ\text{C}$	$V_{GS} = 0\text{V}$ $V_{DS} = 650\text{V}$		0.3	1.5	$\mu\text{A}$
4	$I_{GSS}$	Gate-Source Leakage @ $25^\circ\text{C}$	$V_{GS} = 6\text{V}$ $V_{DS} = 0\text{V}$	1	5	20	mA
5	$R_{DS(on)}$	Static drain-source on resistance, $T_c = 25^\circ\text{C}$	$V_{GS} = 6\text{V}$	20	30	40	m $\Omega$
Switching Performance				Test data			
	Parameters		Conditions	Min	Typical	Max	Unit
1	$t_{D(ON)}$	Turn-on delay time	$V_{DS} = 600\text{V}$ $I_D = 35\text{A}$ $V_{GS} = +6\text{V}/-1\text{V}$ $R_{GON} = 2\Omega$ $R_{GOFF} = 0\Omega$		12		ns
2	$t_R$	Rise time			27		ns
3	$t_{D(OFF)}$	Turn-off delay time			16		ns
4	$t_F$	Fall time			17		ns

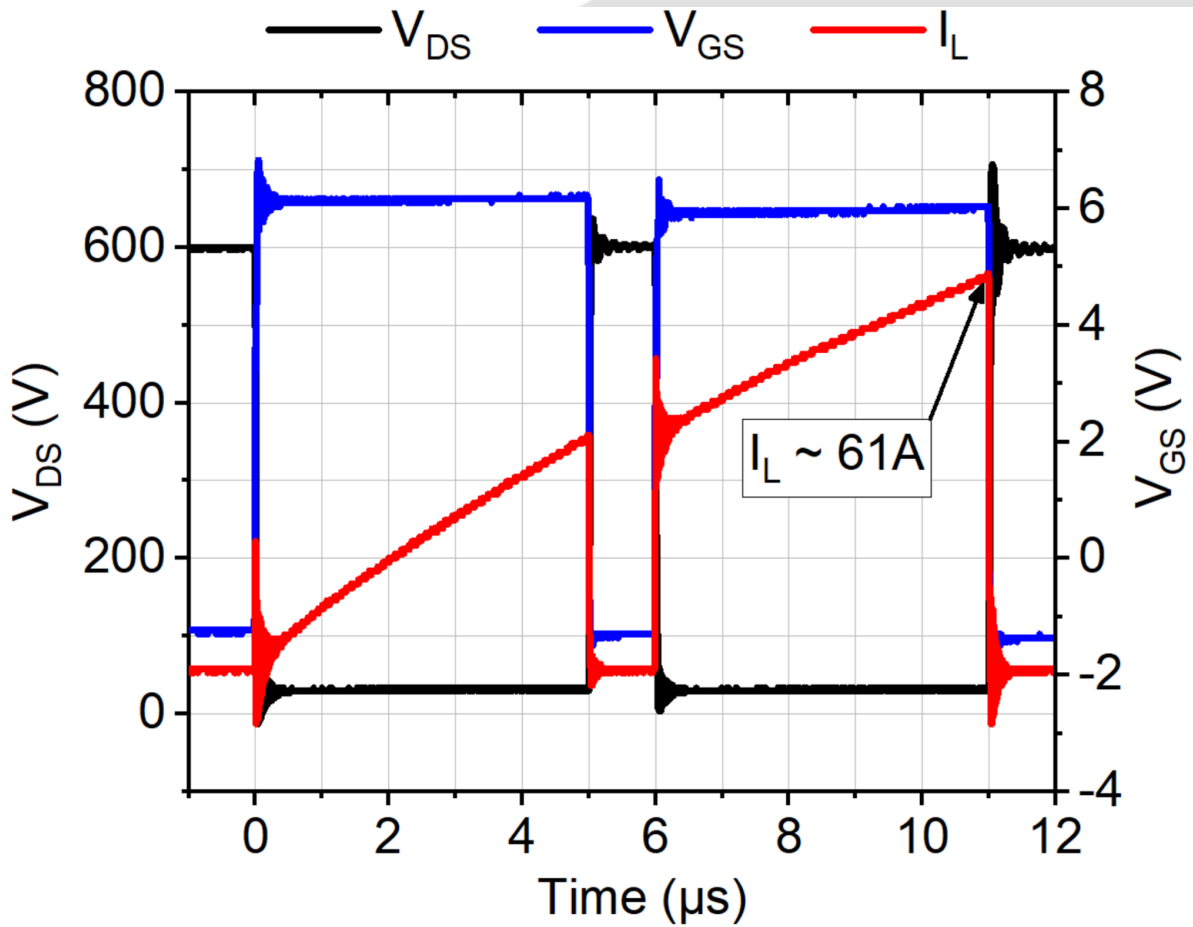


GaNPower International Inc.

WWW.IGANPOWER.COM  
230 -3410 LOUGHEED HWY  
VANCOUVER, BC, V5M 2A4 CANADA

## Electrical Performance





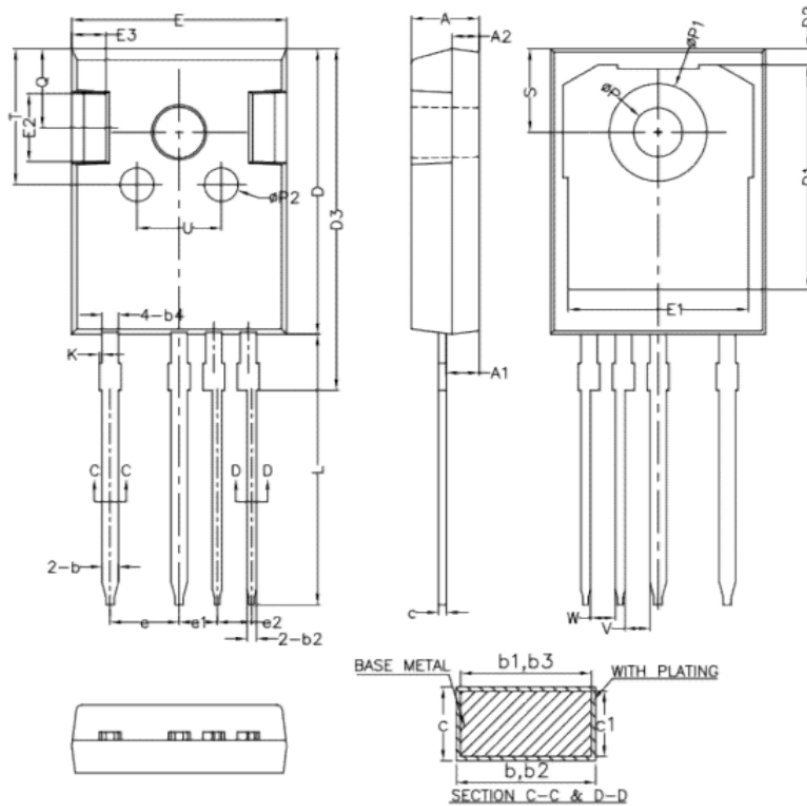
DPT @ 25°C:  $V_{BUS} = 600V$ , L-load = 50μH



GaNPower International Inc.

WWW.IGANPOWER.COM  
 230 -3410 LOUGHEED HWY  
 VANCOUVER, BC, V5M 2A4 CANADA

## Package Information



COMMON DIMENSIONS (UNITS OF MEASURE=MILLIMETER)			
SYMBOL	MIN	NOM	MAX
A	4.90	5.00	5.10
A1	2.31	2.41	2.51
A2	1.90	2.00	2.10
b	1.16	-	1.29
b1	1.15	1.20	1.25
b2	0.66	-	0.79
b3	0.65	0.70	0.75
b4	1.16	-	1.29
c	0.59	-	0.66
c1	0.58	0.60	0.62
D	20.90	21.00	21.10
D1	16.25	16.55	16.85
D2	1.05	1.20	1.35
D3	24.97	25.12	25.27
E	15.70	15.80	15.90
E1	13.10	13.30	13.50
E2	4.90	5.00	5.10
E3	2.40	2.50	2.60
e	4.98	5.08	5.18
e1	2.69	2.79	2.89
e2	2.44	2.54	2.64
K	0	-	0.20
L	19.80	19.92	20.10
P	3.50	3.60	3.70
P1	-	-	7.40
P2	2.40	2.50	2.60
Q	5.60	-	6.00
S	6.00	6.15	6.30
T	9.80	-	10.20
U	6.00	-	6.40
V	1.44	1.84	2.24
W	1.44	1.84	2.24

NOTES:  
 1.ALL DIMENSIONS DO NOT INCLUDE MOLD FLASH OR PROTRUSIONS.  
 2.EJECTION MARK DEPTH  $0.10^{+0.15}_{-0.05}$ .



GaNPower International Inc.

WWW.IGANPOWER.COM  
230 -3410 LOUGHEED HWY  
VANCOUVER, BC, V5M 2A4 CANADA

## Further Information

**Important Notice**-Unless expressly approved in writing by an authorized representative of GaNPower, GaNPower components are not designed, authorized or warranted for use in lifesaving, life sustaining, military, aircraft, or space applications, nor in products or systems where failure or malfunction may result in personal injury, death, or property or environmental damage. The information given in this document shall not in any event be regarded as a guarantee of performance. GaNPower hereby disclaims any or all warranties and liabilities of any kind, including but not limited to warranties of non-infringement of intellectual property rights. All other brand and product names are trademarks or registered trademarks of their respective owners. Information provided herein is intended as a guide only and is subject to change without notice. The information contained herein or any use of such information does not grant, explicitly, or implicitly, to any party any patent rights, licenses, or any other intellectual property rights. All rights reserved.

**Data Source**– Data here are based on recent tests but all parameters may not be up to date. Actual final test data from packaging production are available for selected customers upon request.