

## GPI65010DF56

### N-channel 650V 10A GaN Power HEMT in 5X6 DFN package

Datasheet version: 2.9 Preliminary

### Features

$BV_{dss}$	$R_{dson}$	$I_{ds}$	$Q_g$
650 V	120 m $\Omega$	10 A	2.6 nC

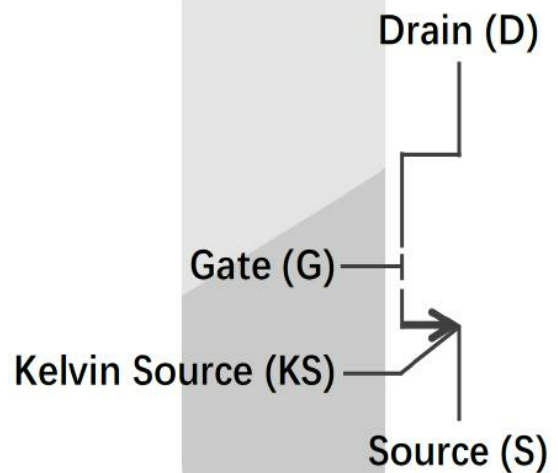
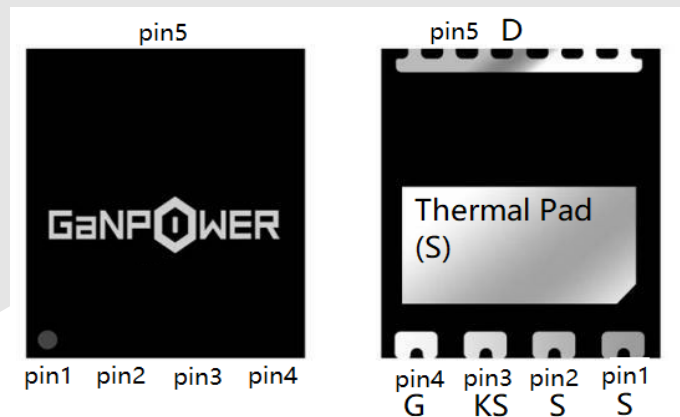
- Ultra-low  $R_{DS(on)}$
- High  $dv/dt$  capability
- Extremely low input capacitance
- Zero  $Q_{rr}$
- Outstanding switching performance
- Low Profile

### Applications

- Switching Power Applications
- Adapters, Quick Chargers

### Description

These devices are N-channel 650 V Power GaN HEMTs based on proprietary E-mode GaN on silicon technology. The resulting product has extremely low on state resistance, very low input capacitance and zero reverse recovery charge making it especially suitable for applications which require superior power density, ultra-high switching frequency and outstanding efficiency.





GaNPower International Inc.

WWW.IGANPOWER.COM  
 230 -3410 LOUGHEED HWY  
 VANCOUVER, BC, V5M 2A4 CANADA

## Device Characteristics

Static Parameters				Test data			
	Parameters		Conditions	Min	Typical	Max	Unit
1	$V_{gs(TH)}$	Gate threshold voltage	$V_{ds}=V_{gs}$ $I_d=7mA$	0.9	1.4	2.9	V
2	$BV_{dss}$	Drain-Source breakdown voltage	$V_{gs}=0V$ $I_d<25uA$		650		V
3	$I_{dss}$	Zero gate voltage drain current, $T_c = 25C^\circ$	$V_{gs}=0V$ $V_{ds}=650V$		0.1	15	$\mu A$
4	$I_{gss}$	Gate-Source Leakage	$V_{gs} = 6V$ $V_{ds} = 0V$		27	1000	$\mu A$
5	$R_{dson}$	Static drain-source on resistance, $T_c = 25C^\circ$	$V_{gs}=6V$ $I_d=2A$	87	120	162	$m\Omega$
6	$V_{sd}$	Reverse conduction voltage	$I_{sd}=0.3A$ $V_{gs}=0V$	1.5	1.8	3.0	V
Dynamic Parameters				Test data			
	Parameters		Conditions	Min	Typical	Max	Unit
1	$C_{iss}$	Input capacitance	$V_{gs}=0V$ $V_{ds}=400V$ $f=1MHz$		90		pf
	$C_{oss}$	Output capacitance			25		pf
	$C_{rss}$	Reverse transfer capacitance			0.9		pf
3	$Q_g$	Gate charge	$V_{ds}=400V$ $I_d=9A$ $V_{gs}=6V$		2.6		nC
	$Q_{gs}$	Gate to source charge			0.5		nC
	$Q_{gd}$	Gate to drain charge			0.65		nC
2	$Q_{rr}$	Reverse recovery charge		0		nC	
Switching Performance				Test data			
	Parameters		Conditions	Min	Typical	Max	Unit
1	$t_{d(on)}$	Turn-on delay time	$V_{ds}=600V$ $I_d=3A$ $R_g=10\Omega$ $V_{gs}=6V$		8		ns
2	$t_r$	Rise time			12		ns
3	$t_{d(off)}$	Turn-off delay time			9		ns
4	$t_f$	Fall time			16		ns



GaNPower International Inc.

WWW.IGANPOWER.COM  
230 -3410 LOUGHEED HWY  
VANCOUVER, BC, V5M 2A4 CANADA

## Absolute Max. Ratings

	Symbols	Parameters	Value	Unit
1	$V_{DS-max}$	Breakdown voltage transient @ $T_{case}=25^{\circ}C$	800	V
2	$V_{GS-max}$	Gate to source max. transient voltage @ $T_{case}=25^{\circ}C$	-12 to +7.5	V
3	$I_{ds-max}$	Drain to source DC current @ $T_{case}=25^{\circ}C$	10	A
4	$I_{ds-max}$	Drain to source DC current @ $T_{case}=100^{\circ}C$	8	A
5	$dv/dt_{-max}$	Drain to source voltage slew rate	200	V/nS
6	$T_{J-max}$	Max junction temperature	150	$^{\circ}C$
7	$T_{S-storage}$	Storage temperature	-55 to 150	$^{\circ}C$

## Thermal and Soldering Characteristics (Typical)

	Symbols	Parameters	Value	Unit
1	$R_{thJC}$	Thermal resistance (junction to case)	1.4	$^{\circ}C /W$
2	$T_{solder}$	Reflow soldering temperature	250	$^{\circ}C$

## Ordering

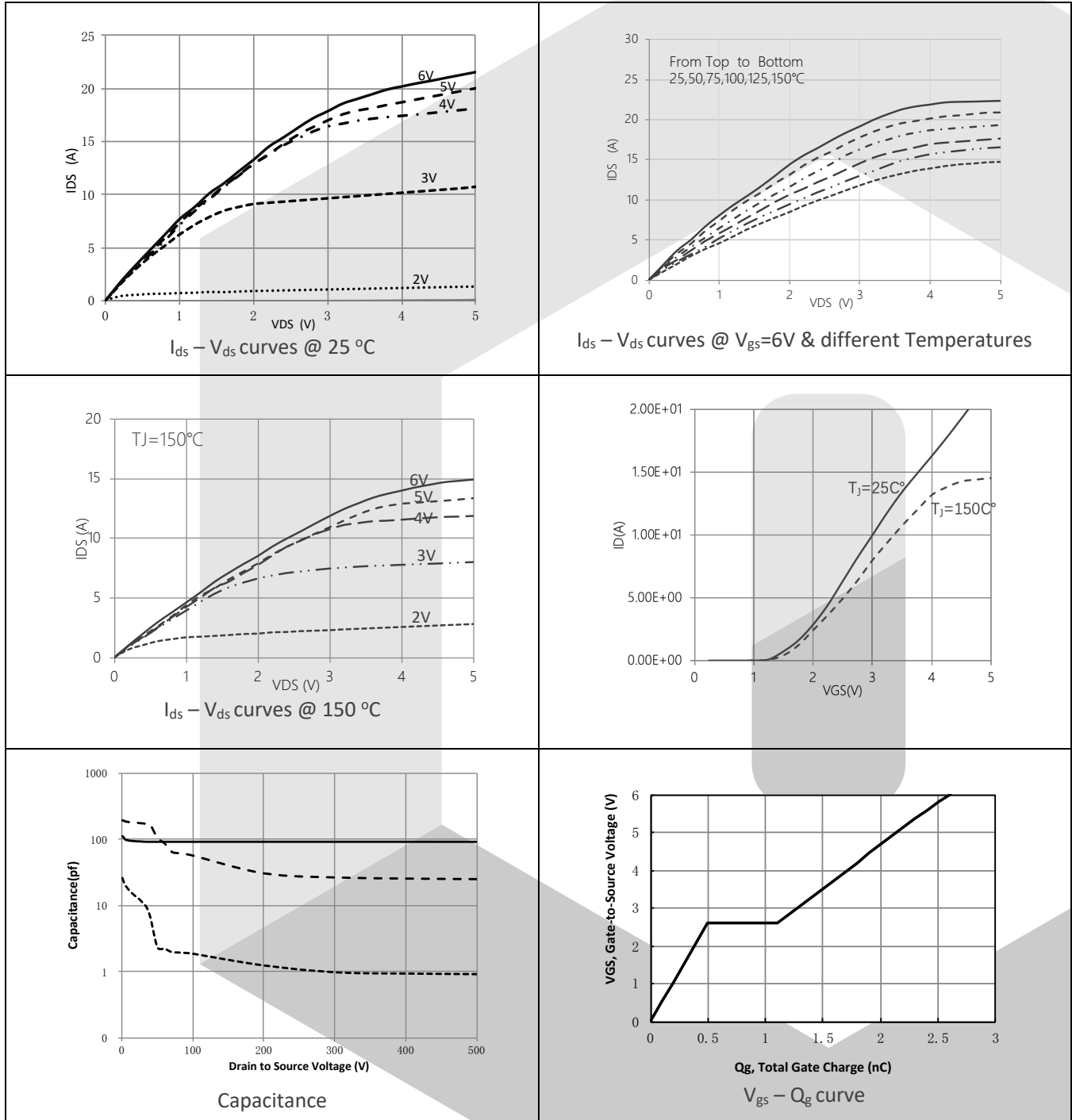
Order Code	Package Type	Packaging Method	Qty
GPI65010DF56	DFN surface mount, bottom cooled, 5X6 mm	Tape and Reel	3500



GaNPower International Inc.

WWW.IGANPOWER.COM  
230 -3410 LOUGHEED HWY  
VANCOUVER, BC, V5M 2A4 CANADA

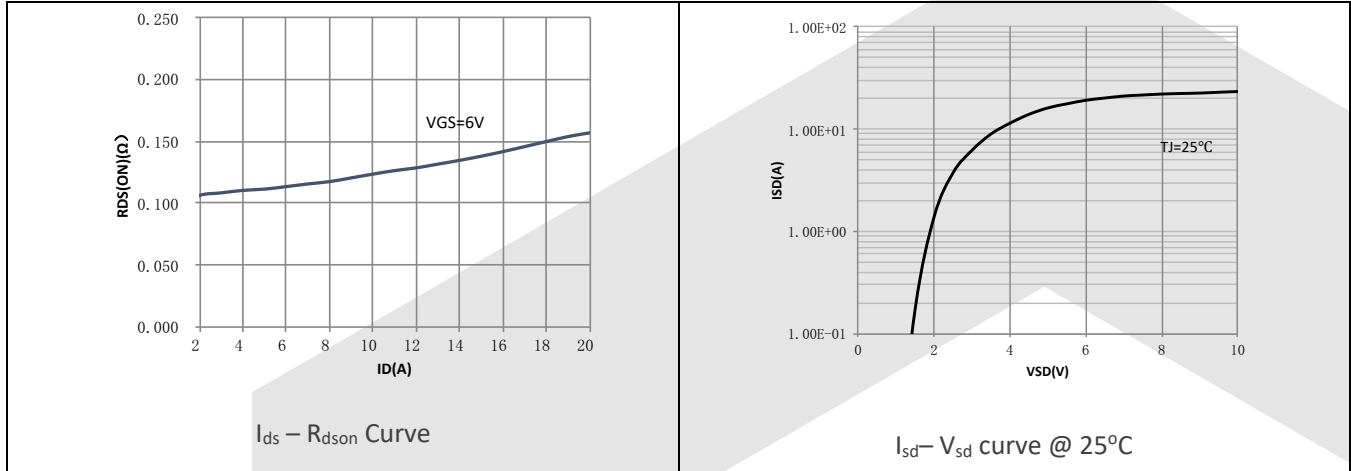
## Electrical Performance



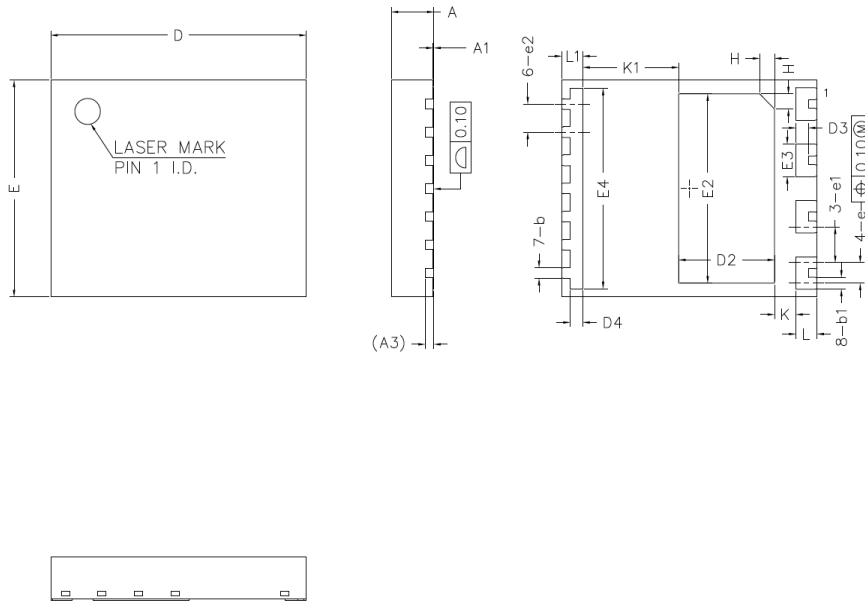


GaNPower International Inc.

WWW.IGANPOWER.COM  
 230 -3410 LOUGHEED HWY  
 VANCOUVER, BC, V5M 2A4 CANADA



## Package Information



COMMON DIMENSIONS  
 (UNITS OF MEASURE=MILLIMETER)

SYMBOL	MIN	NOM	MAX
A	0.90	1.00	1.10
A1	0.00	0.02	0.05
A3	0.203REF		
b	0.20	0.25	0.30
b1	0.225	0.275	0.325
D	5.90	6.00	6.10
E	4.90	5.00	5.10
D2	2.15	2.25	2.35
E2	4.27	4.37	4.47
D3	0.20	0.30	0.40
E3	0.65	0.75	0.85
D4	0.20	0.30	0.40
E4	4.525	4.625	4.725
e	0.375	0.475	0.575
e1	0.725	0.825	0.925
e2	0.55	0.65	0.75
H	0.35REF		
K	0.35	0.50	0.65
K1	2.10	2.25	2.40
L	0.40	0.50	0.60
L1	0.40	0.50	0.60



GaNPower International Inc.

WWW.IGANPOWER.COM  
230 -3410 LOUGHEED HWY  
VANCOUVER, BC, V5M 2A4 CANADA

## Further Information

**Important Notice**-Unless expressly approved in writing by an authorized representative of GaNPower, GaNPower components are not designed, authorized or warranted for use in lifesaving, life sustaining, military, aircraft, or space applications, nor in products or systems where failure or malfunction may result in personal injury, death, or property or environmental damage. The information given in this document shall not in any event be regarded as a guarantee of performance. GaNPower hereby disclaims any or all warranties and liabilities of any kind, including but not limited to warranties of non-infringement of intellectual property rights. All other brand and product names are trademarks or registered trademarks of their respective owners. Information provided herein is intended as a guide only and is subject to change without notice. The information contained herein or any use of such information does not grant, explicitly, or implicitly, to any party any patent rights, licenses, or any other intellectual property rights. All rights reserved.

**Data Source**- Data here are based on recent tests but all parameters may not be up to date. Actual final test data from packaging production are available for selected customers upon request.